

VoiceDirector, version 4.0.7 Release Notes

This document describes the fixes for known issues in the VoiceDirector 4.0.6 software.

New Features

- **Web Interface Enhancements** – Various checks made for duplicate extensions, Notes in the extensions tab now saved correctly, Validation of entered values enhanced, and Account for external dialing option added to auto attendant pages.
- **New Voicemail Notification** – Improvements for new voicemail waiting notification.
- **Auto Attendant** – Calls sent to extension voicemail has been improved and naming convention for sound files used by auto attendant has been expanded.

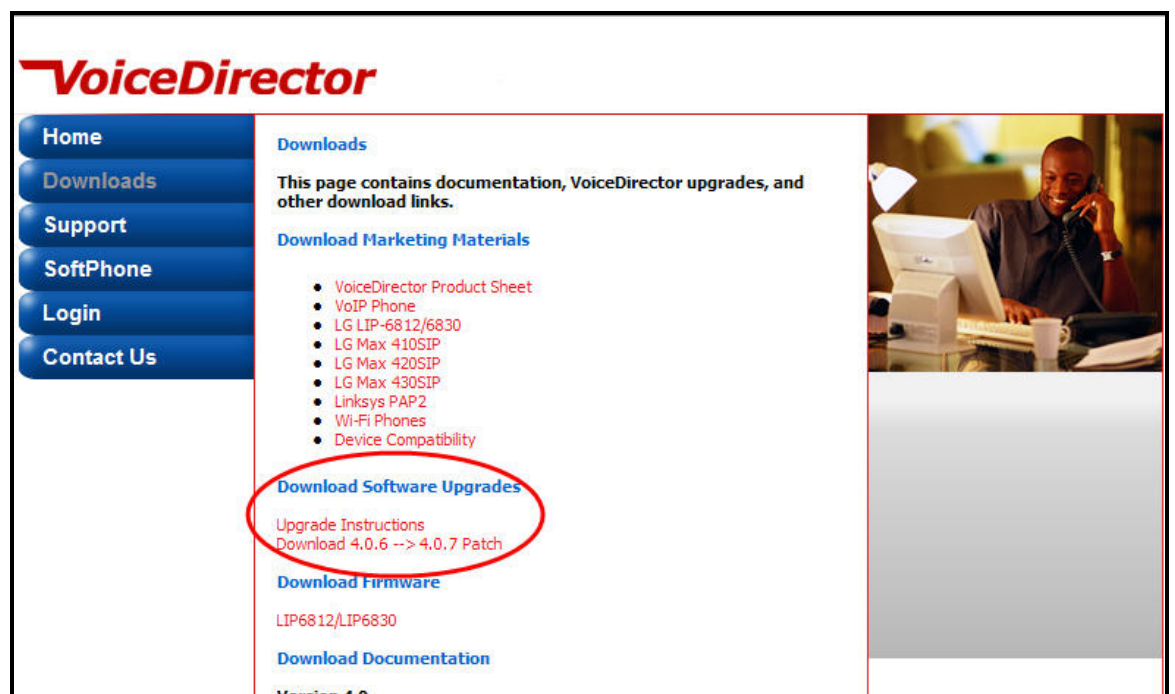
Feature Changes

- **Auto Attendant** – Selections can no longer begin with 9.

Upgrading Your System with a Patch

Download the Software Upgrade

1. Open a web browser and go to <http://www.voicedirector.net>



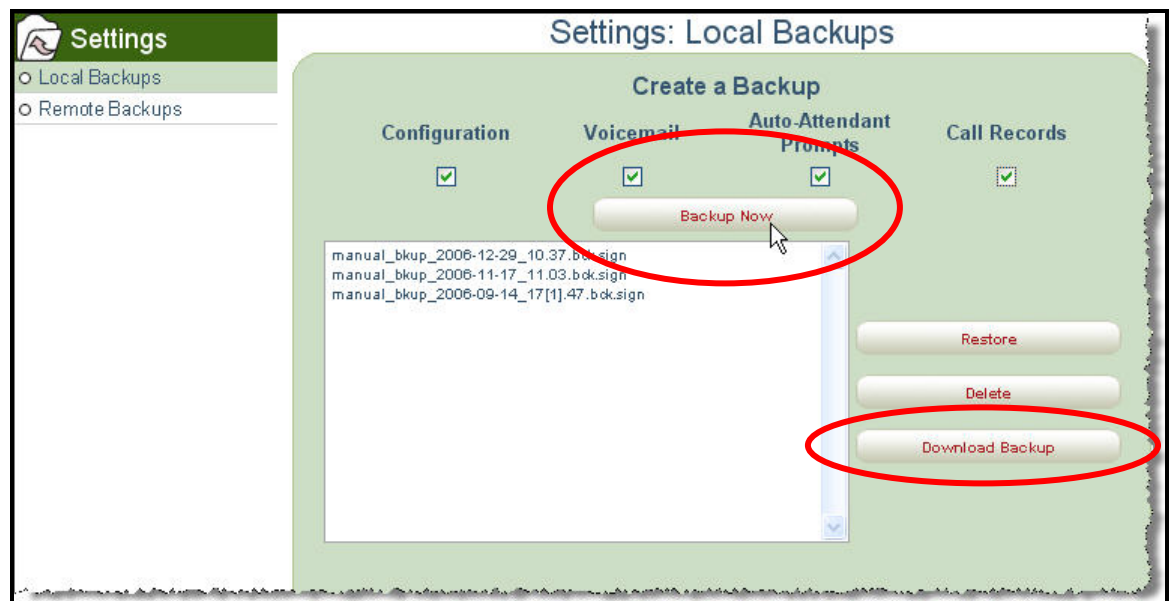
2. Click the **Downloads** tab to access the **Downloads** page.
3. Locate the **Download Software Upgrades** area, and click the **Download 4.0.6 → 4.0.7 Patch** link.

Save the file to your desktop for easy access later in this process.

Create a Backup of the Current System

1. Logon to the VoiceDirector Administrator interface.
2. Click the **Config** tab, and select **Backups**.

The **Settings: Local Backups** page is displayed.



3. Click the **Backup Now** button.

A backup file is generated and stored on the VoiceDirector server. The backup file displays in the Manual Backups Online table. The file name indicates the date and time of the backup.

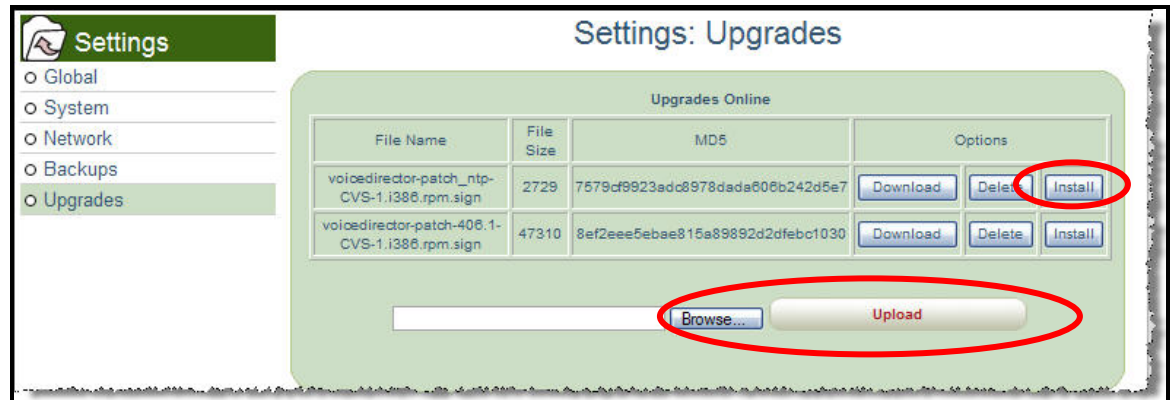
4. Click the **Download Backup** button.

OPTIONAL: Verify the backup using MD5.

Install the Patch

1. Return to the VoiceDirector Administrator interface menu page.
2. Click the **Config** tab, and select **Upgrades**.

The **Settings: Upgrades** page is displayed.



3. Click the **Browse** button to locate the patch file you previously saved to your desktop.
4. Once you have located the file, click the **Upload** button to upload the file to the VoiceDirector server.

*The file displays in the **Upgrades Online** table (as illustrated in the picture above).*

5. Click the **Install** button to the left of the file description area.

VoiceDirector should now be upgraded.